



The Cooper Inset Pellet Stove is the first of its kind that can be retrofitted into a standard 16" fireplace with a robust design and an easy slide out drawer to load your pellets which produces an amazing 6kw of heat thanks to our new patented design.

EFCOP6s

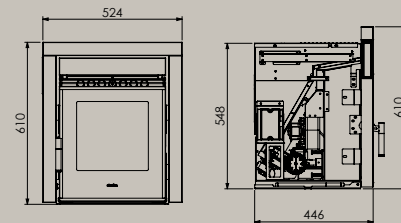
Cooper 6s

A+

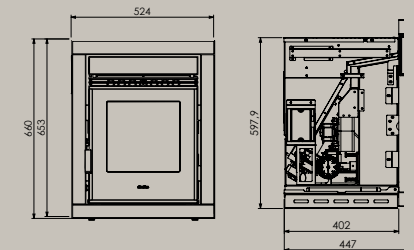
KEY FEATURES

- 3.0kw – 6.0kw Output
- Wifi & Thermostatic remote control as standard
- Additional Emergency back-up display panel
- Black ceramic bricks in heating chamber
- Cast Iron Burning Pot
- Daily & Weekly Programmer
- Silent Running Independently controllable Room fan
- Pellet consumption per hour:
Max 1.0 kg/h – Min 0.5 kg/h
- Pellet tank capacity: 11 kg
- Heated room size: 70 – 160 mc
- Easy Slide Out Loading Drawer to fill up with pellets
- Comes with Frame in 3 or 4 Sided
- Optional Base kit for 4-sided frame available
- Optional Top flue connector available for ease of installation

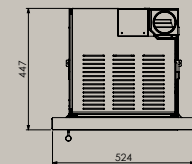
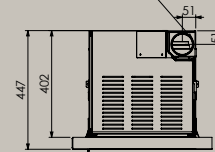
3 SIDED FRAME



4 SIDED FRAME



Ø80 mm



elcofire

BEYOND EXPECTATION

YOUR DEDICATED SALES AGENT:

elcofire.com    

Elcofire is part of the Nedar Heat Company